


# Sentence Buddy




By. Stephanie Stewart  
Falling Into First

# Introduction

Our sentence buddies were inspired by a little impromptu song I came up with to help teach my kids about capitals and periods in a sentence! That song is included in this pack. The parts of the song in parentheses are chanted back by the class, military style! 😊

Our Sentence buddies initially looked like this.



Then when we began learning about nouns and verbs, he evolved to have arms and legs. The sentence buddy makes a great visual reminder for kids of what a complete sentence includes. The color coding is also helpful in having kids identify the four pieces in any sentence. They put three little red lines under the capital letter at the beginning, circle the punctuation mark in blue, underline the noun in yellow and box the verb in green!

Included are the necessary tracers to make your own Sentence Buddies- you just need to add your own sentence strip!

# Sentence Song

(Chanted to the tune of "I Don't Know What I've Been Told..." Army March)

For a sentence to be complete.  
(For a sentence to be complete.)

It needs to have a head and feet.  
(It needs to have a head and feet.)

His head's a capital nice and tall.  
(His head's a capital nice and tall.)

His feet are end marks so he won't fall.  
(His feet are end marks so he won't fall.)

Head! (Capital!)

Feet! (End Marks!)

Head and Feet TO BE COMPLETE!!

Name \_\_\_\_\_ Date \_\_\_\_\_

Use this key to identify the parts of a complete sentence

B = Capital letter

! = Punctuation

Dog = Noun

runs = Verb

- 1) The dog ran away!
- 2) Birds like to sing loudly!
- 3) My fish swam in a circle.
- 4) Did the boy eat lunch yet?
- 5) The cat is sleeping on the bed.
- 6) Turtles walk slowly.

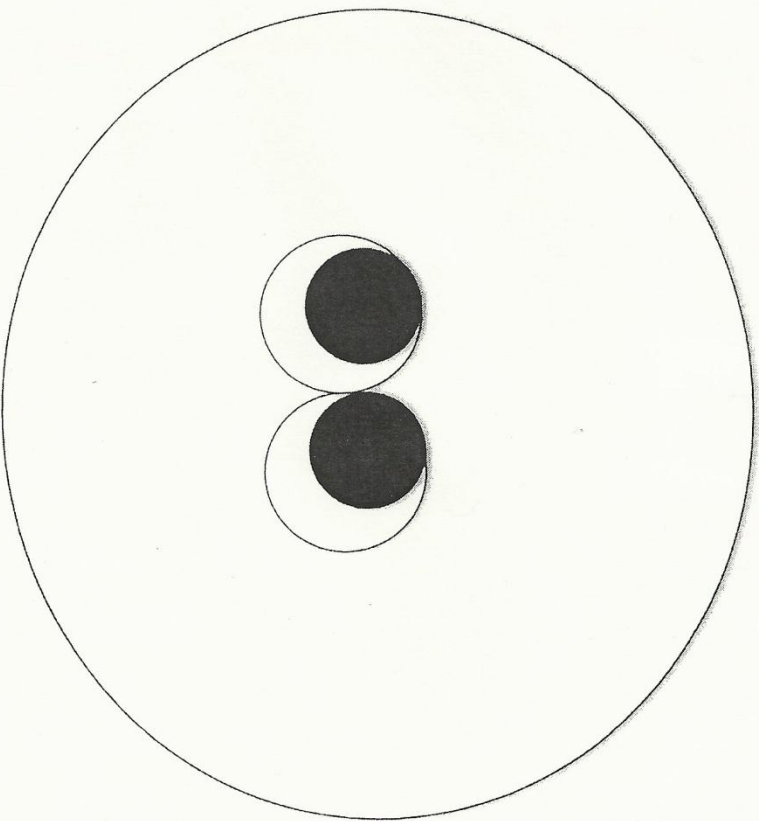
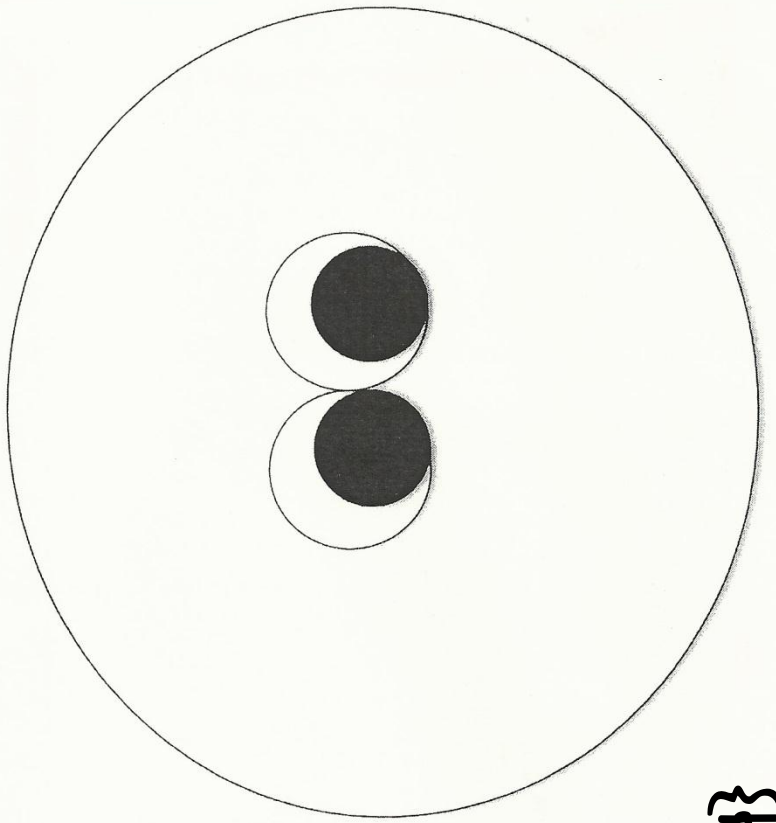
Write your own sentence.

---

---

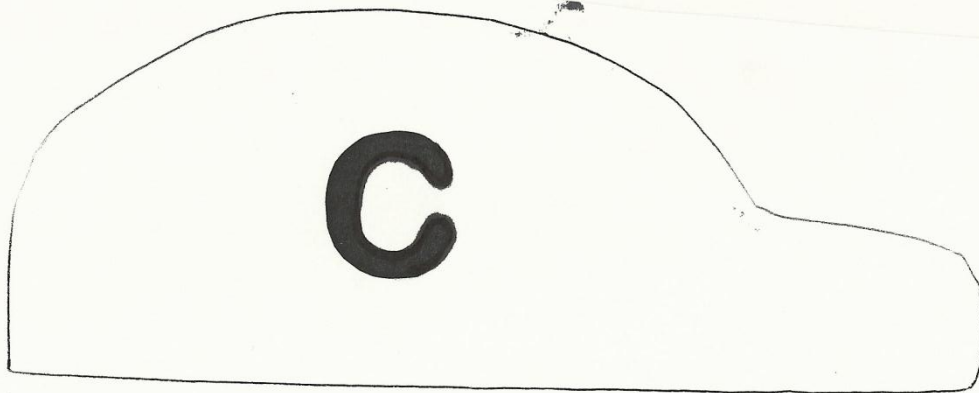
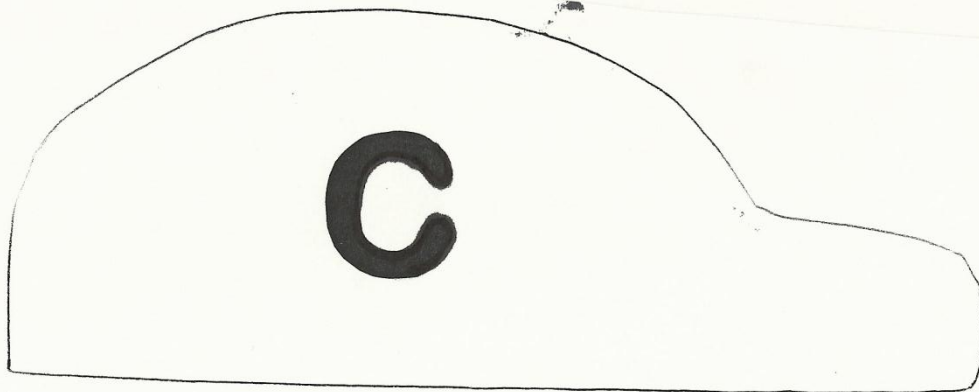
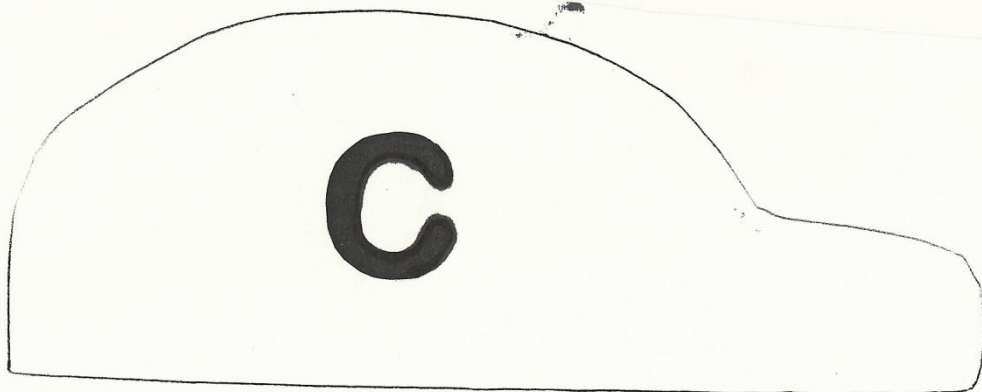
---

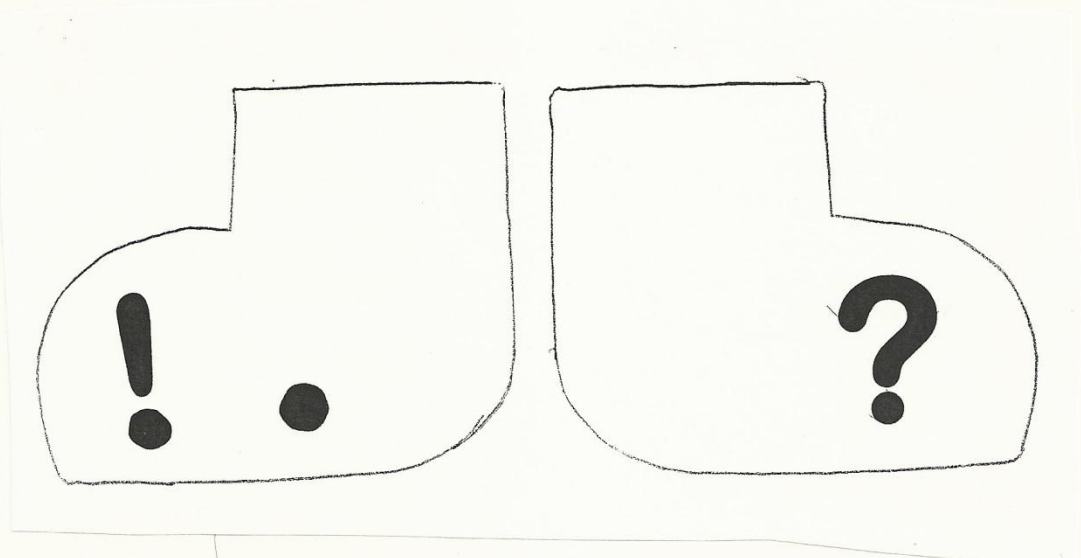
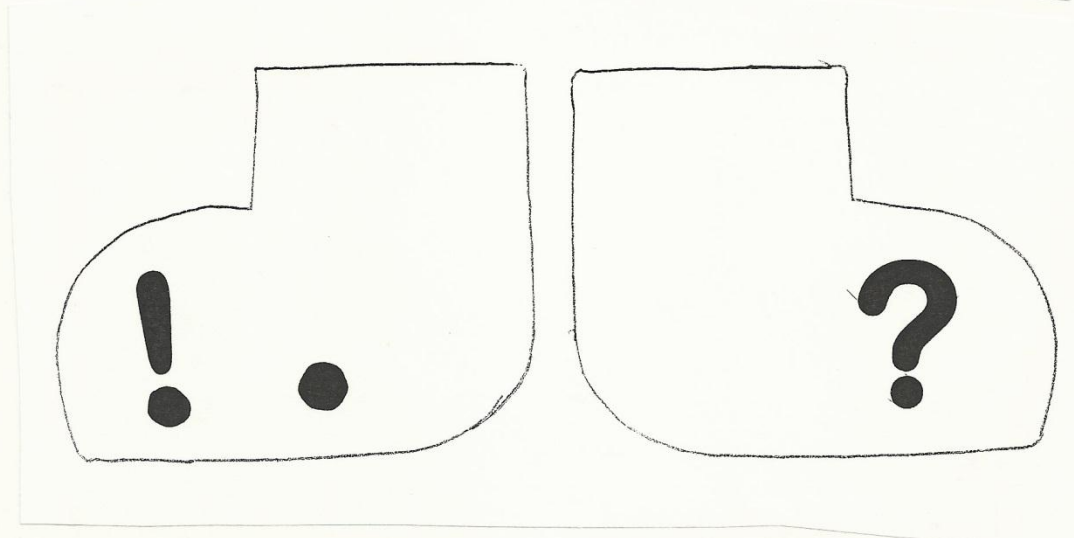
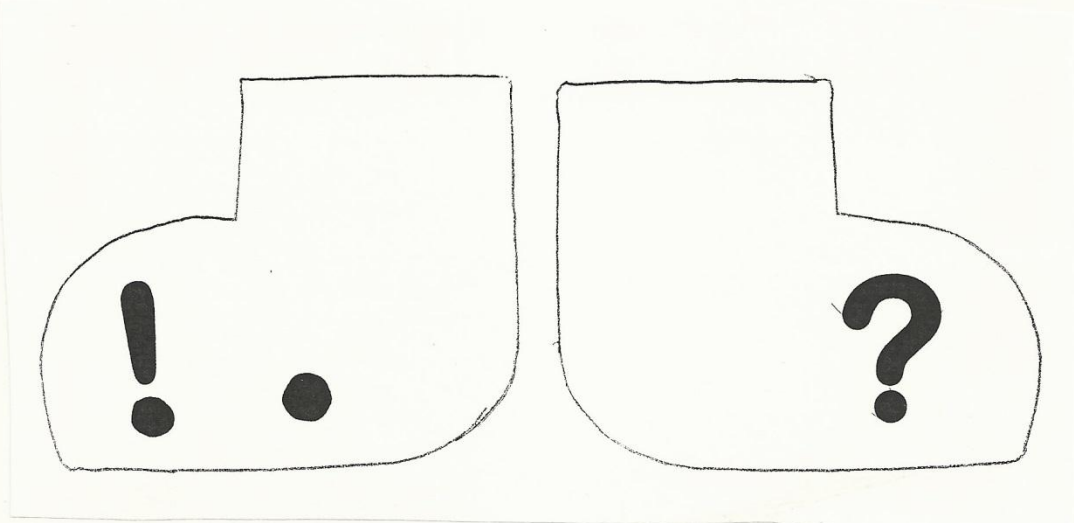
{Head - copy on white paper}





{Hat- copy on red paper}





{feet- copy on blue paper}

{Left Arm - copy on yellow paper}

**Noun**

**Noun**

**Noun**

**Noun**

**Noun**

**Noun**



{Right Arm- copy on green paper}

Verb

Verb

Verb

Verb

Verb

Verb